

# EAST COAST SHIELDING

## KNITTED WIRE MESH: SERIES 100



Series 100 gaskets and gasketing materials are available as an all knitted wire mesh or as a knitted wire mesh over an elastomer core. The knitted wire mesh can be fabricated with .0035" (0.089) or .0045" (.114) diameter Monel or SnCuFe (tin-plated, copper-clad steel) Wire or with .005" (.127) diameter Aluminum Wire. The all metal wire mesh is manufactured by knitting several layers of mesh and forming the mesh into the size and shape. The knitted wire mesh over elastomer core is manufactured by knitting two wire mesh covers over an elastomer core, then forming the mesh to the size and shape of the elastomer core. The elastomer cores are available in Neoprene Sponge, Silicone Sponge, or Solid Silicone Tubing.

### APPLICATIONS:

East Coast Shielding Mesh provides excellent shielding in applications requiring a very resilient gasket. The all metal mesh is recommended for applications which do not require an environmental seal. The knitted wire mesh over an elastomer core is recommended for applications requiring sealing against moisture, dust or air.

East Coast Shielding Mesh can be mounted by using sidewall friction in a groove. When using the fin configuration, the gasket can be mounted by spot welding, using rivets or by using a suitable adhesive.

### AVAILABLE CONFIGURATIONS:

East Coast Shielding Mesh gaskets and gasketing material are available on continuous length spools or can be cut to length. East Coast Shielding Mesh can be manufactured into an unlimited number of sizes and shapes. Contact East Coast Shielding for additional shapes, sizes and material composition.

### PERFORMANCE CHARACTERISTICS RECTANGULAR GASKETING

<b>MATERIAL:</b>	<b>MONEL</b>	<b>SnCuFe</b>	<b>ALUMINUM</b>	<b>SnPhBRONZE</b>
Shielding db: 100 KHz	45	50	40	65
10 MHz	115	115	100	120
500 MHz	110	110	90	110
1 GHz	95	95	80	95
Closure Force: (min psi)	10	10	10	10

# MATERIAL SPECIFICATIONS

- MONEL WIRE  $-.0035''/.0045$  DIAMETER
- SnCuFe WIRE
- ALUMINUM WIRE-  $.005''$  DIAMETER
- TIN-PLATED PHOSPHOR
- BRONZE WIRE-  $.0045''$  DIAMETER
- NEOPRENE SPONGE ELASTOMER
- SILICONE SPONGE ELASTOMER
- SILICONE SOLID ELASTOMER
- QQ-N-281
- ASTM-B-520 ,2-3% tin plating, 30-40% copper cladding and balance of weight is steel
- ALLOY 5056, AMS-4182
- PHOSPHOR BRONZE PER ASTM B-105
- TIN-PLATE PER ASTM B-33
- MIL-R-6130B TYPE II Grade A, Condition medium
- AMS-3195
- ZZ-R-765 Class 2B, Grade 40

## EAST COAST SHIELDING ALL MESH TOLERANCE TABLE

### Rectangular Mesh Dimensions

0.062" to 0.188" (1.57 to 4.78)  
Over 0.188" to 0.375" (4.78 to 9.53)  
Over 0.375" to 0.500" (9.53 to 12.70)  
Over 0.500" to 1.000" (12.70 to 25.40)

### Round Mesh Dimensions

0.062" to 0.125" (1.57 to 3.18)  
Over 0.125" to 0.188" (3.18 to 4.78)  
Over 0.188" to 0.375" (4.78 to 9.53)  
Over 0.375" to 0.750" (9.53 to 19.05)

### Overall Dimensions

Up to 1.000" (25.40)  
Over 1.000" (25.40)

### Tolerances

+0.015"/-0.000" (0.38/0.00)  
+0.032"/-0.000" (0.81/0.00)  
+0.047"/-0.000" (1.19/0.00)  
+0.062"/-0.000" (1.57/0.00)

### Tolerances

+0.015"/-0.000" (0.38/0.00)  
+0.032"/-0.000" (0.81/0.00)  
+0.047"/-0.000" (1.19/0.00)  
+0.062"/-0.000" (1.57/0.00)

### Tolerances

+0.062"/-0.062" (1.57/1.57)  
+0.125"/-0.125" (3.18/3.18)

## EAST COAST SHIELDING MESH OVER ELASTOMER CORE TOLERANCE TABLE

### Rectangular Elastomer

Up to 0.125" (3.18)  
Over 0.125" (3.18)  
Over 0.375" (9.53)

### Round Elastomer

Up to 0.500" (12.70)  
Over 0.500" (12.70)

### Overall Dimensions

Up to 1.000" (25.40)  
Over 1.000" (25.40)

### Tolerances

+0.032"/-0.015" (0.81/0.38)  
+0.032"/-0.032" (0.81/0.81)  
+0.062"/-0.062" (1.57/1.57)

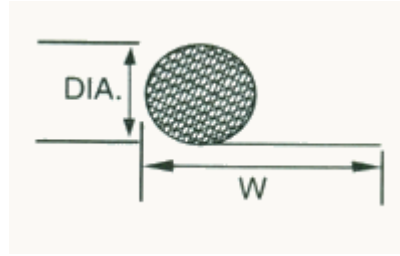
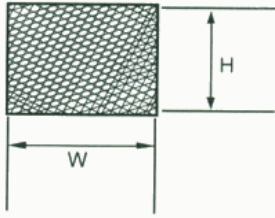
### Tolerances

+0.032"/-0.032" (0.81/0.81)  
+0.047"/-0.047" (1.19/1.19)

### Tolerances

+0.062"/-0.062" (1.57/1.57)  
+0.125"/-0.125" (3.18/3.18)

# STANDARD AVAILABLE CONFIGURATIONS

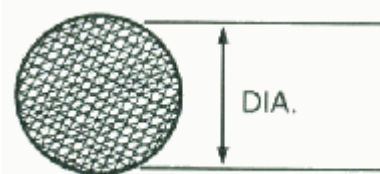


## RECTANGULAR MESH GASKETS

WIDTH (W)	HEIGHT (H)	PART NUMBER	
		MONEL	SnCuFe
0.062 (1.57)	0.062 (1.57)	100-0001	100-0002
0.062 (1.57)	0.125 (3.18)	100-0003	100-0004
0.062 (1.57)	0.188 (4.78)	100-0005	100-0006
0.062 (1.57)	0.250 (6.35)	100-0007	100-0008
0.062 (1.57)	0.312 (7.92)	100-0009	100-0010
0.062 (1.57)	0.375 (9.53)	100-0011	100-0012
0.062 (1.57)	0.500 (12.70)	100-0013	100-0014
0.062 (1.57)	0.625 (15.88)	100-0015	100-0016
0.062 (1.57)	0.750 (19.05)	100-0017	100-0018
0.062 (1.57)	1.000 (25.40)	100-0019	100-0020
0.093 (2.36)	0.093 (2.36)	100-0021	100-0022
0.093 (2.36)	0.125 (3.18)	100-0023	100-0024
0.093 (2.36)	0.188 (4.78)	100-0025	100-0026
0.093 (2.36)	0.250 (6.35)	100-0027	100-0028
0.093 (2.36)	0.312 (7.92)	100-0029	100-0030
0.093 (2.36)	0.375 (9.53)	100-0031	100-0032
0.093 (2.36)	0.500 (12.70)	100-0033	100-0034
0.093 (2.36)	0.625 (15.88)	100-0035	100-0036
0.125 (3.18)	0.125 (3.18)	100-0037	100-0038
0.125 (3.18)	0.156 (3.96)	100-0039	100-0040
0.125 (3.18)	0.188 (4.78)	100-0041	100-0042
0.125 (3.18)	0.250 (6.35)	100-0043	100-0044
0.125 (3.18)	0.312 (7.92)	100-0045	100-0046
0.125 (3.18)	0.375 (9.53)	100-0047	100-0048
0.125 (3.18)	0.500 (12.70)	100-0049	100-0050
0.125 (3.18)	0.625 (15.88)	100-0051	100-0052
0.125 (3.18)	0.750 (19.05)	100-0053	100-0054
0.125 (3.18)	1.000 (25.40)	100-0055	100-0056
0.188 (4.78)	0.188 (4.78)	100-0057	100-0058
0.188 (4.78)	0.250 (6.35)	100-0059	100-0060
0.188 (4.78)	0.312 (7.92)	100-0061	100-0062
0.188 (4.78)	0.375 (9.53)	100-0063	100-0064
0.188 (4.78)	0.500 (12.70)	100-0065	100-0066
0.188 (4.78)	0.625 (15.88)	100-0067	100-0068
0.188 (4.78)	0.750 (19.05)	100-0069	100-0070
0.188 (4.78)	1.000 (25.40)	100-0071	100-0072
0.250 (6.35)	0.250 (6.35)	100-0073	100-0074
0.250 (6.35)	0.312 (7.92)	100-0075	100-0076
0.250 (6.35)	0.375 (9.53)	100-0077	100-0078
0.250 (6.35)	0.500 (12.70)	100-0079	100-0080
0.250 (6.35)	0.625 (15.88)	100-0081	100-0082
0.250 (6.35)	0.750 (19.05)	100-0083	100-0084
0.250 (6.35)	1.000 (25.40)	100-0085	100-0086
0.312 (7.92)	0.312 (7.92)	100-0087	100-0088
0.375 (9.53)	0.375 (9.53)	100-0089	100-0090
0.375 (9.53)	0.625 (15.88)	100-0091	100-0092

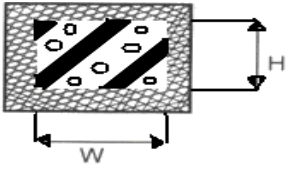
## ROUND WITH FIN MESH

DIA (D)	OVERALL WIDTH (W)	PART NUMBER	
		MONEL	SnCuFe
0.062 (1.57)	0.375 (9.53)	100-0093	100-0094
0.062 (1.57)	0.500 (12.70)	100-0095	100-0096
0.062 (1.57)	0.625 (15.88)	100-0097	100-0098
0.062 (1.57)	0.750 (19.05)	100-0099	100-0100
0.093 (2.36)	0.375 (9.53)	100-0101	100-0102
0.093 (2.36)	0.500 (12.70)	100-0103	100-0104
0.093 (2.36)	0.750 (19.05)	100-0105	100-0106
0.125 (3.18)	0.375 (9.53)	100-0107	100-0108
0.125 (3.18)	0.437 (11.11)	100-0109	100-0110
0.125 (3.18)	0.500 (12.70)	100-0111	100-0112
0.125 (3.18)	0.562 (14.27)	100-0113	100-0114
0.125 (3.18)	0.625 (15.88)	100-0115	100-0116
0.125 (3.18)	0.750 (19.05)	100-0117	100-0118
0.156 (3.96)	0.500 (12.70)	100-0119	100-0120
0.156 (3.96)	0.750 (19.05)	100-0121	100-0122
0.188 (4.78)	0.437 (11.11)	100-0123	100-0124
0.188 (4.78)	0.500 (12.70)	100-0125	100-0126
0.188 (4.78)	0.625 (15.88)	100-0127	100-0128
0.188 (4.78)	0.750 (19.05)	100-0129	100-0130
0.188 (4.78)	0.875 (22.23)	100-0131	100-0132
0.250 (6.35)	0.500 (12.70)	100-0133	100-0134
0.250 (6.35)	0.625 (15.88)	100-0135	100-0136
0.250 (6.35)	0.750 (19.05)	100-0137	100-0138
0.250 (6.35)	0.875 (22.23)	100-0139	100-0140
0.250 (6.35)	1.000 (25.40)	100-0141	100-0142
0.312 (7.92)	0.625 (15.88)	100-0143	100-0144
0.312 (7.92)	0.750 (19.05)	100-0145	100-0146
0.312 (7.92)	0.875 (22.23)	100-0147	100-0148
0.375 (9.53)	0.625 (15.88)	100-0149	100-0150
0.375 (9.53)	0.750 (19.05)	100-0151	100-0152
0.375 (9.53)	0.875 (22.23)	100-0153	100-0154
0.375 (9.53)	1.000 (25.40)	100-0155	100-0156
0.437 (11.11)	0.750 (19.05)	100-0157	100-0158
0.437 (11.11)	0.875 (22.23)	100-0159	100-0160
0.437 (11.11)	1.000 (25.40)	100-0161	100-0162
0.500 (12.70)	0.750 (19.05)	100-0163	100-0164
0.500 (12.70)	0.875 (22.23)	100-0165	100-0166
0.500 (12.70)	1.000 (25.40)	100-0167	100-0168



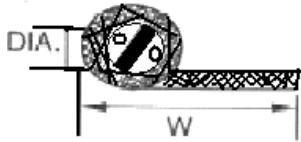
ROUND MESH

DIA (D)	PART NUMBER	
	MONEL	SnCuFe
0.062 (1.57)	100-0169	100-0170
0.093 (2.36)	100-0171	100-0172
0.125 (3.18)	100-0173	100-0174
0.156 (3.96)	100-0175	100-0176
0.188 (4.78)	100-0177	100-0178
0.250 (6.35)	100-0179	100-0180
0.312 (7.92)	100-0181	100-0182
0.375 (9.53)	100-0183	100-0184
0.437 (11.11)	100-0185	100-0186
0.500 (12.70)	100-0187	100-0188



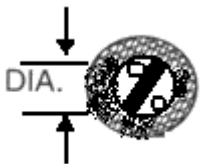
## RECTANGULAR WITH SPONGE CORE

CORE HEIGHT(H)	CORE WIDTH (W)	PART NUMBER			
		NEOPRENE SPONGE		SILICONE SPONGE	
		MONEL	SnCuFe	MONEL	SnCuFe
0.125 (3.18)	0.125 (3.18)	100-0229	100-0230	100-0231	100-0232
0.125 (3.18)	0.156 (3.96)	100-0233	100-0234	100-0235	100-0236
0.125 (3.18)	0.188 (4.78)	100-0237	100-0238	100-0239	100-0240
0.125 (3.18)	0.250 (6.35)	100-0241	100-0242	100-0243	100-0244
0.188 (4.78)	0.188 (4.78)	100-0245	100-0246	100-0247	100-0248
0.250 (6.35)	0.250 (6.35)	100-0249	100-0250	100-0251	100-0252
0.250 (6.35)	0.375 (9.53)	100-0253	100-0254	100-0255	100-0256
0.250 (6.35)	0.500 (12.70)	100-0257	100-0258	100-0259	100-0260
0.375 (9.53)	0.500 (12.70)	100-0261	100-0262	100-0263	100-0264
0.375 (9.53)	0.625 (15.88)	100-0265	100-0266	100-0267	100-0268
0.500 (12.70)	0.500 (12.70)	100-0269	100-0270	100-0271	100-0272
0.500 (12.70)	0.750 (19.05)	100-0273	100-0274	100-0275	100-0276



## ROUND WITH FIN AND SPONGE CORE

CORE DIA. (D)	OVERALL WIDTH (W)	PART NUMBER			
		NEOPRENE SPONGE		SILICONE SPONGE	
		MONEL	SnCuFe	MONEL	SnCuFe
0.125 (3.18)	0.500 (12.70)	100-0313	100-0314	100-0315	100-0316
0.125 (3.18)	0.625 (15.88)	100-0317	100-0318	100-0319	100-0320
0.125 (3.18)	0.750 (19.05)	100-0321	100-0322	100-0323	100-0324
0.188 (4.78)	0.500 (12.70)	100-0325	100-0326	100-0327	100-0328
0.188 (4.78)	0.625 (15.88)	100-0329	100-0330	100-0331	100-0332
0.188 (4.78)	0.750 (19.05)	100-0333	100-0334	100-0335	100-0336
0.250 (6.35)	0.625 (15.88)	100-0337	100-0338	100-0339	100-0340
0.250 (6.35)	0.750 (19.05)	100-0341	100-0342	100-0343	100-0344
0.250 (6.35)	1.000 (25.40)	100-0345	100-0346	100-0347	100-0348
0.500 (12.70)	1.000 (25.40)	100-0349	100-0350	100-0351	100-0352
0.625 (15.88)	1.375 (34.93)	100-0353	100-0354	100-0355	100-0356



## ROUND WITH SPONGE CORE

CORE DIA. (D)	PART NUMBER			
	NEOPRENE SPONGE		SILICONE SPONGE	
	MONEL	SnCuFe	MONEL	SnCuFe
0.062 (1.57)	100-0277	100-0278	100-0279	100-0280
0.125 (3.18)	100-0281	100-0282	100-0283	100-0284
0.188 (4.78)	100-0285	100-0286	100-0287	100-0288
0.250 (6.35)	100-0289	100-0290	100-0291	100-0292
0.312 (7.92)	100-0293	100-0294	100-0295	100-0296
0.375 (9.53)	100-0297	100-0298	100-0299	100-0300
0.437 (11.11)	100-0301	100-0302	100-0303	100-0304
0.500 (12.70)	100-0305	100-0306	100-0307	100-0308
0.750 (19.05)	100-0309	100-0310	100-0311	100-0312

OTHER CROSS SECTIONS AVAILABLE UPON REQUEST